

# DES-1241<sup>Q&As</sup>

Specialist - Platform Engineer, PowerStore

## Pass Dell DES-1241 Exam with 100% Guarantee

Free Download Real Questions & Answers **PDF** and **VCE** file from:

<https://www.certbus.com/des-1241.html>

100% Passing Guarantee  
100% Money Back Assurance

Following Questions and Answers are all new published by Dell Official Exam Center

- ⚙️ **Instant Download** After Purchase
- ⚙️ **100% Money Back** Guarantee
- ⚙️ **365 Days** Free Update
- ⚙️ **800,000+** Satisfied Customers



### QUESTION 1

What Dell EMC PowerStore reference provides the user access to the entire set of product documentation, knowledge base articles, and product warranty and contracts?

- A. SolVe Desktop and Online
- B. Dell EMC Online Support
- C. Dell EMC PowerStore Series Product Page
- D. PowerStore Manager in App (Offline) Help

Correct Answer: C

---

### QUESTION 2

Which component can be replaced while the Dell EMC PowerStore is up and running?

- A. 4-Port Mezz card
- B. SFP
- C. M.2 Device
- D. LCC

Correct Answer: B

---

### QUESTION 3

While on-site troubleshooting a Dell EMC PowerStore system, the node ? embedded module fault LED is blinking blue and amber alternating at one second intervals. What does this indicate?

- A. Node is in degraded mode
- B. Node is booting
- C. Node is on service mode
- D. System is not initialized

Correct Answer: C

Reference: <https://www.dell.com/support/manuals/en-pk/powerstore-9000/pwrstr-isg/embedded-module-leds?guid=guid-bc07892c-75cf-43b6-8f17-8a4c49001aeb&lang=en-us>

---

#### QUESTION 4

What describes the ICM and ICD networks?

- A. Address type is dynamic and automatically reconfigured on discovery results
- B. They are NOT encrypted
- C. Address type is persistent throughout the life of the cluster and CANNOT to be modified
- D. They are encrypted with IPsec

Correct Answer: D

---

#### QUESTION 5

What is the alert severity if the license expiration date is within a week?

- A. Warning
- B. Minor
- C. Major
- D. Information

Correct Answer: A

---

#### QUESTION 6

How many nodes are in the base enclosure?

- A. 2 nodes configured as Active-Standby
- B. 1 node with dual connectivity
- C. 1 node with high availability enabled
- D. 2 nodes configured as Active-Active

Correct Answer: D

Reference: <https://www.dell.com/support/manuals/pk/en/pkbsd1/powerstore-9000t/pwrstr-hwg/base-enclosure-component-overview?guid=guid-7914a554-6943-402e-bd38-3e893163657e&lang=en-us>

---

#### QUESTION 7

When planning for a Dell EMC PowerStore X implementation, how many IP addresses are required for the storage network?

A. 7

B. 4

C. 3

D. 6

Correct Answer: D

At a minimum, you need 6 IP addresses for each PowerStore X model appliance.

Reference: <https://www.dell.com/support/manuals/en-pk/powerstore-5000/pwrstrx-ntwkg/initial-configuration-worksheet?guid=guid-49399fa5-d7d3-4ac4-8874-bbd02756a181andlang=en-us>

---

### QUESTION 8

What method is used to power down a Dell EMC PowerStore system in a true emergency situation?

A. Run svc\_node shutdown

B. Power Down Cluster in PowerStore GUI

C. Turn off the cabinet switches

D. Remove base enclosure power cables

Correct Answer: C

Reference: <https://www.dell.com/support/manuals/pk/en/pkbsd1/powerstore-1000/pwrstr-isg/power-control-procedure-considerations?guid=guid-4352c94e-0ae7-4a2e-8593-9ae135bb9e34andlang=en-us>

---

### QUESTION 9

A Storage Administrator notices a Major alert present in Dell EMC PowerStore Manager relating to data protection. What action within the alert details slide-out panel is helpful in troubleshooting the data protection problem?

A. View the Associated Events for earlier related alerts

B. Examine Notifications to obtain a list of corrective actions

C. Acknowledge the alert to clear and resolve the problem

D. Access the Repair Flow link to schedule a support engagement

Correct Answer: B

---

### QUESTION 10

What describes the SAS cabling when adding an expansion enclosure to a Dell EMC PowerStore, for each node and expansion enclosure side?

- A. SAS cabling goes from existing A ports to new ? ports. At the last enclosure, SAS cabling returns from the A ports to the originating node's B ports
- B. SAS cabling goes from existing A ports to new ? ports. At the last enclosure, SAS cabling returns from the A ports to the alternate node's ? ports
- C. SAS cabling goes from existing ? ports to new A ports. At the last enclosure, SAS cabling returns from the ? ports to the alternate node's A ports
- D. SAS cabling goes from existing ? ports to new A ports. At the last enclosure, SAS cabling returns from the ? ports to the originating node's A ports

Correct Answer: B

---

#### QUESTION 11

A Storage Administrator needs to connect through SSH to run svc commands. How is the SSH session configured?

- A. Appliance IP address using port 22
- B. NAS server IP address using port 26
- C. NAS server IP address using port 22
- D. Appliance IP address using port 26

Correct Answer: C

---

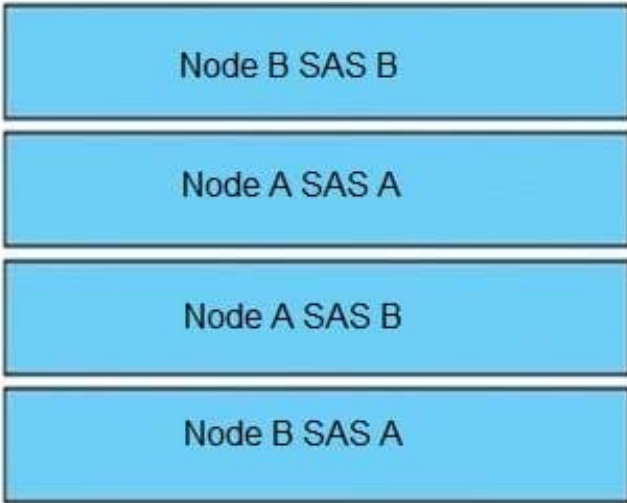
#### QUESTION 12

DRAG DROP

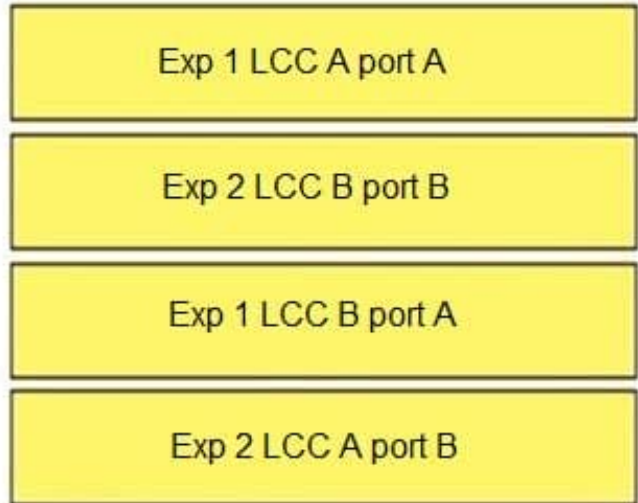
When connecting a PowerStore base enclosure to 2 expansion enclosures, match the base SAS ports in column A to their corresponding expansion LCC ports in column B.

Select and Place:

**Base SAS Ports**




**Expansion LCC Ports**

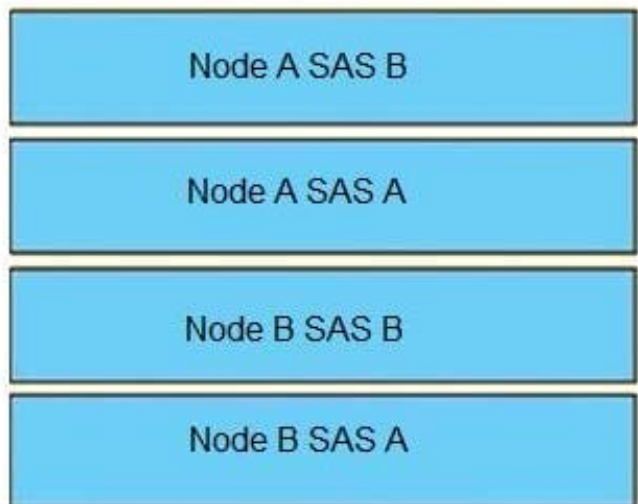


Correct Answer:

**Base SAS Ports**



**Expansion LCC Ports**



Reference: <https://www.dell.com/support/manuals/pk/en/pkbsd1/powerstore-1000/pwrstr-isg/cable-the-base-enclosure-to-the-expansion-enclosure?guid=guid-d68d049f-2b77-489f-b1ab-553f4f3de8aa&lang=en-us>

**QUESTION 13**

A Storage Administrator has an existing single appliance Dell EMC PowerStore 3000T cluster. An additional PowerStore 9000T has been purchased to add into the existing cluster. How does the administrator proceed?

- A. Additional VLTi links on the ToR switching must be configured for the 9000T to support the increased inter-switch network load
- B. Add the new 9000T appliance into the cluster per the procedure; mixed models of the same type are supported
- C. Remove two of the four NVMe NVRAM drives from the 9000T the caching configuration of all clustered appliances

must match

D. The new appliance cannot be added to the cluster; appliance model and type must match when clustering appliances together

Correct Answer: A

---

#### QUESTION 14

A Storage Administrator ran a PSTCLI command on a Linux host. The error " -bash: pstcli: command not found" appears. How is the problem resolved?

- A. Add the installation directory to the PATH variable on shell initialization file
- B. Install in default directory /opt/dellemc/pstcli-version/bin/
- C. Add /opt/dellemc/pstcli/bin/ in PSTCLI.sh
- D. Run rpm -ihv pstclito reinstall the PSTCLI software on the Linux host

Correct Answer: A

Reference: [https://downloads.dell.com/manuals/common/pwrstr-clig\\_en-us.pdf](https://downloads.dell.com/manuals/common/pwrstr-clig_en-us.pdf)

---

#### QUESTION 15

Which type of device is supported in expansion enclosures?

- A. NVMe SCM
- B. NVMe SSD
- C. NVMe NVRAM
- D. SAS SSD

Correct Answer: D

Intermix different drive types (SAS, NL-SAS and SSD) in the same enclosure, with a variety of expansion form factor options.

Reference: [https://i.dell.com/sites/csdocuments/Shared-Content\\_data-Sheets\\_Documents/en/FY16Q3\\_387\\_Expansion\\_enclosure\\_Spec\\_Sheet.pdf](https://i.dell.com/sites/csdocuments/Shared-Content_data-Sheets_Documents/en/FY16Q3_387_Expansion_enclosure_Spec_Sheet.pdf)

[Latest DES-1241 Dumps](#)

[DES-1241 VCE Dumps](#)

[DES-1241 Exam Questions](#)