

C2170-051^{Q&As}

IBM i2 Analyst's Notebook V8.9

Pass IBM C2170-051 Exam with 100% Guarantee

Free Download Real Questions & Answers **PDF** and **VCE** file from:

<https://www.certbus.com/c2170-051.html>

100% Passing Guarantee
100% Money Back Assurance

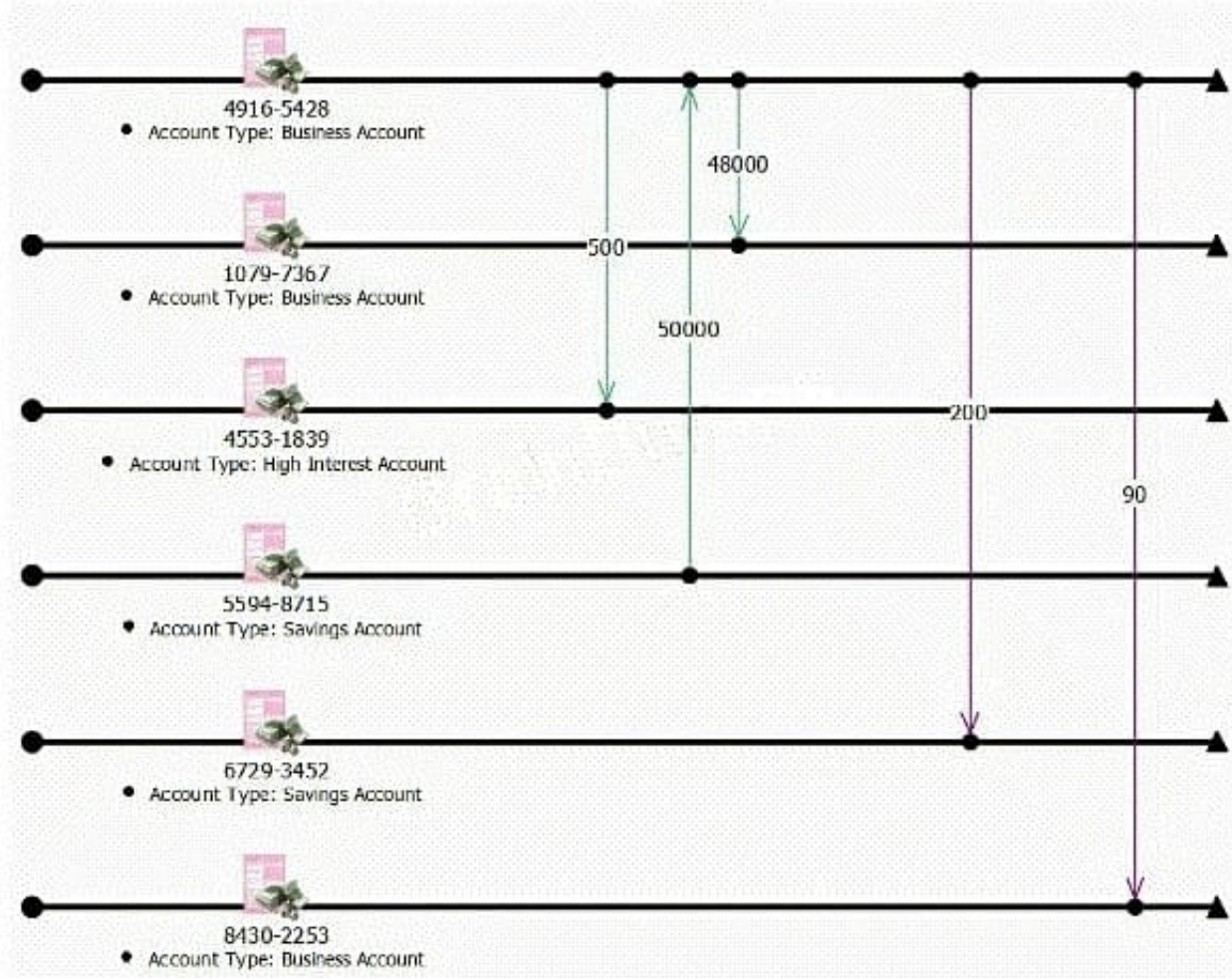
Following Questions and Answers are all new published by IBM Official Exam Center

-  **Instant Download** After Purchase
-  **100% Money Back** Guarantee
-  **365 Days** Free Update
-  **800,000+** Satisfied Customers




QUESTION 1

Review the sample chart here:




Which is the BEST Visual Search query to find account activity on 01 January 2011 from 9:00 AM to 5:00 PM? Note: The difference in highlighting is not a factor in determining the correct answer.

A.



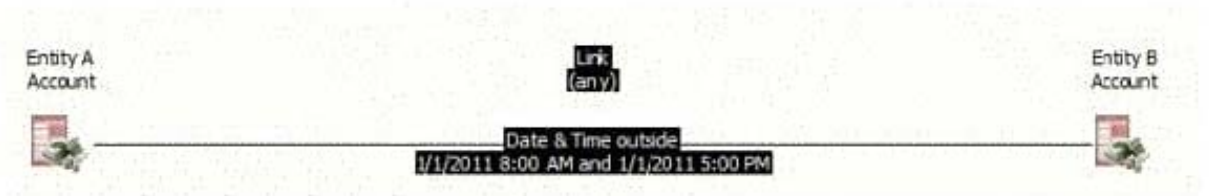
B.



C.



D.



A. Exhibit A

B. Exhibit B

C. Exhibit C

D. Exhibit D

Correct Answer: C

QUESTION 2

An intelligence analyst has been tasked with creating an entity to represent a bank account. Account Holder: Jane Smith
Account Number: 987654321 Routing Number (also known as a Sort Code, Transit Number or IBAN): 121000358
Account Type: Checking Using the following information, which option contains the MOST UNIQUE identity for the bank account?

- A. Jane Smith's Account
- B. 121000358987654321
- C. 121000358
- D. Checking

Correct Answer: B

QUESTION 3

Which of the following statements about an attribute is NOT TRUE?

- A. It can be hidden on the chart.
- B. It is used in complex searches.
- C. It can display date and time data.
- D. It prevents duplicate entities from being added.

Correct Answer: D

QUESTION 4

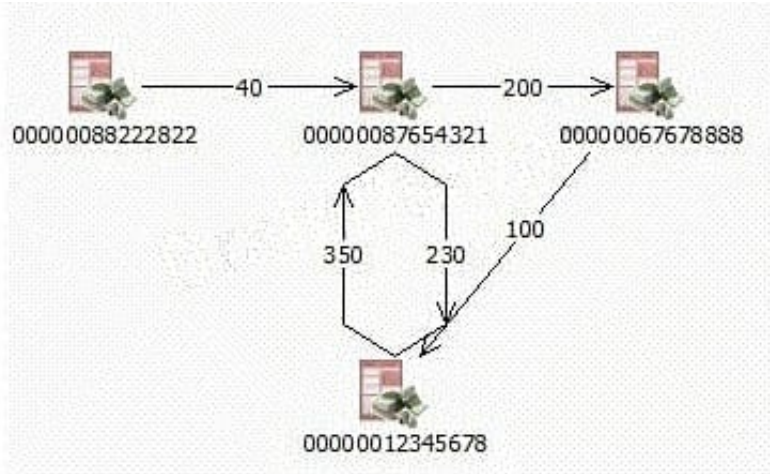
An analyst is creating an Import Specification. During the Assign Columns step, which task MUST be performed?

- A. Assign all the identities.
- B. Create more than one entity.
- C. Add additional entities and links.
- D. Assign all of the columns in the spreadsheet.

Correct Answer: A

QUESTION 5

A financial analyst is looking at key transactions made as part of an investigation. The analyst has a chart showing individual transactions as a link, with the amount of money on the label. A sample chart is shown here:



The analyst is using List Items and would like to see the total amount of money each account is paying out. How can this be accomplished?

- A. Look at the Links tab and use "Entity Sum Link Flow".
- B. Look at the Links tab and use "Entity Sum Links From".
- C. Look at the Entities tab and use "Entity Sum Link Flow".
- D. Look at the Entities tab and use "Entity Sum Links From".

Correct Answer: D

QUESTION 6

Which of the following statements about a Legend is true?

- A. Legends can be reformatted to any size or shape.
- B. Legends can be automatically populated from chart items.
- C. Changes to the property of an item on the Legend are automatically reflected on the chart.
- D. Additions to a chart are automatically added to the Legend after the Legend has been created.

Correct Answer: B

QUESTION 7

A data column contains phone numbers including parentheses and a dash. For example: (111) 222-3333 Which of the following Column Actions will transform the column of data into numbers only?

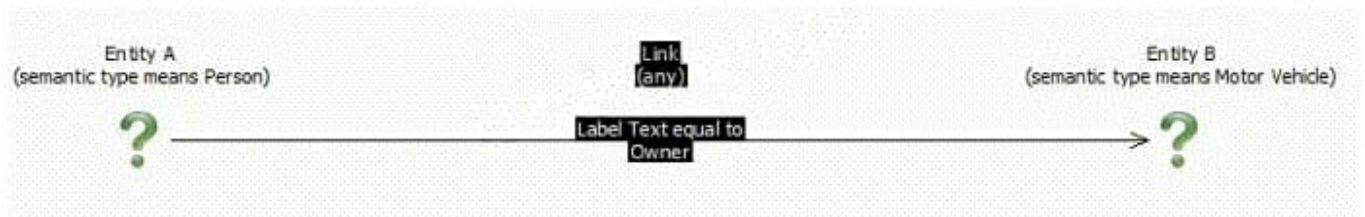
- A. Remove Characters
- B. Extract Portion of Text
- C. Replace from Substitution File

D. Compress Repeated Characters

Correct Answer: A

QUESTION 8

Review the following Visual Search image:



Based on the image above,

which two of the following would NOT be included in the results?

- A. Exhibit A
- B. Exhibit B
- C. Exhibit C
- D. Exhibit D
- E. Exhibit E

Correct Answer: CE

QUESTION 9

Leadership requires the creation of a timeline chart showing the order in which key activities take place. What should be used to add the activity to the chart?

- A. Theme Line Entity Type
- B. Event Frame Entity Type
- C. Theme Line Entity Representation
- D. Event Frame Entity Representation

Correct Answer: D

QUESTION 10

Intelligence has arrived in a number of documents. The documents include lists of all employees of 10 organizations. A typical example is "Frank Wilson works as an accountant for an organization called ABC. He also works as a trainer for

an organization called XYZ". An intelligence analyst has been tasked with creating a chart so that questions such as the following, can be answered:

-Who works for ABC as an accountant?

To create the chart, the analyst has to decide how to structure the data. Which of the following example structures would be able to answer this question using a search?

- A. Exhibit A
- B. Exhibit B
- C. Exhibit C
- D. Exhibit D

Correct Answer: D

QUESTION 11

Which of the following are "categories of attributes" available for adding to a chart by a user?

- A. Attribute Entries
- B. Attribute Classes
- C. Attribute Instances
- D. Analysis Attributes

Correct Answer: B

QUESTION 12

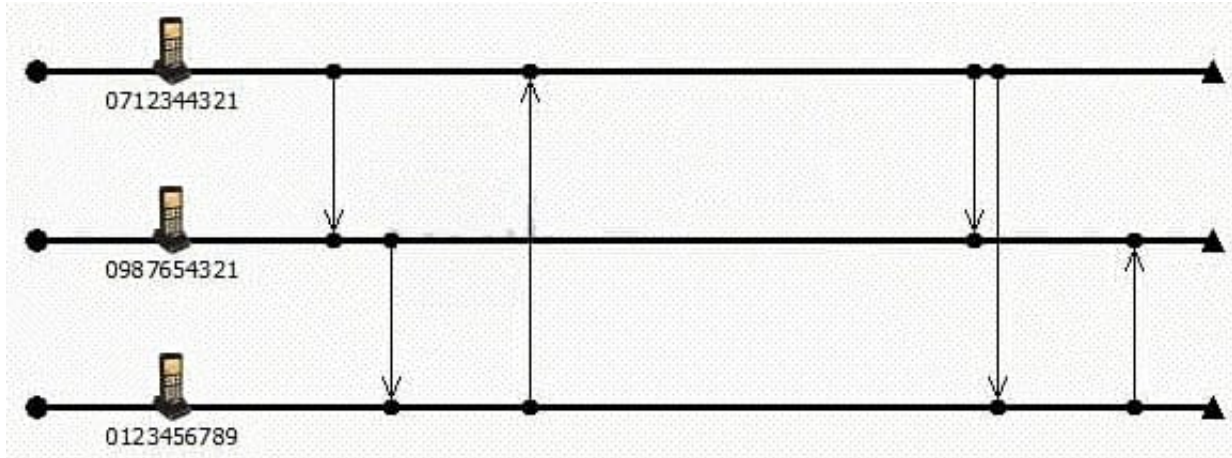
An analyst wants to hide an attribute on a chart. How can this be accomplished?

- A. Right-click on the chart and choose Chart Properties.
- B. Right-click on the chart and choose Combined Properties.
- C. Select the items on the chart, right-click on the items and choose Chart Properties.
- D. Select the items on the chart, right-click on the items and choose Combined Properties.

Correct Answer: A

QUESTION 13

An intelligence analyst needs to be able to easily understand which calls are made within a short period of time of each other, and when there is a big gap in time. As a result, the analyst decides to use a layout to re-space the links:



Which layout has been used?

- A. Ordered
- B. Theme Line
- C. Proportional
- D. Grouped by Time

Correct Answer: C

QUESTION 14

An intelligence analyst wants to identify the account(s) being paid by account 123456789. How can this be set up in Visual Search?

C A.



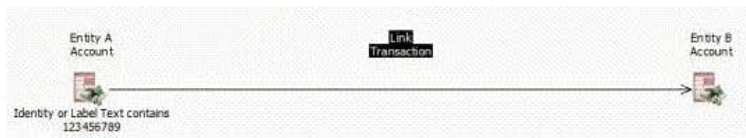
Apply To:

Entity A

Link

Entity B

C B.




Apply To:

Entity A

Link

Entity B

C C.



Apply To:

Entity A

Link

Entity B

C D.



Apply To:

Entity A

Link

Entity B

- A. Exhibit A
- B. Exhibit B
- C. Exhibit C
- D. Exhibit D

Correct Answer: B

QUESTION 15

An intelligence analyst has printed a chart that is cut off at the edges. Which of the following is the BEST way to fix this problem?

- A. Adjust the scale
- B. Remove the border
- C. Center Chart on Paper
- D. Remove header and footer text

Correct Answer: A

[C2170-051 PDF Dumps](#)

[C2170-051 Study Guide](#)

[C2170-051 Exam Questions](#)