

1Z0-567^{Q&As}

Primavera P6 Enterprise Project Portfolio Management 8 Essentials

Pass Oracle 1Z0-567 Exam with 100% Guarantee

Free Download Real Questions & Answers **PDF** and **VCE** file from:

<https://www.certbus.com/1z0-567.html>

100% Passing Guarantee
100% Money Back Assurance

Following Questions and Answers are all new published by Oracle
Official Exam Center

- ⚙️ **Instant Download** After Purchase
- ⚙️ **100% Money Back** Guarantee
- ⚙️ **365 Days** Free Update
- ⚙️ **800,000+** Satisfied Customers



QUESTION 1

You are a project manager working with a cross-functional project team. The project spans multiple years and has 25000 activities owned across these cross-functional teams. The team leads for the functional teams do not want to view activities outside of the ones that they own. They have asked you to find a way for them to only see their activities.

Identify three P6 EPPM features that would help you respond to this requirement.

- A. Create project activity code for teams. Values = team names.
- B. Group and sort by project activity code within the common activity view.
- C. Create filters built on project activity code. Values = team names.
- D. Create a generic resource for each team, and assign to each owned activity.
- E. Create an activity view for each team, filtering on team owned activities.
- F. Group and sort by generic resource within an activity view.

Correct Answer: ACE

Explanation:






Note:

*

Activity codes help to sort, filter, and group activities.

*

If you mainly work in one project, then it can be helpful to filter by project by default.

Startup Filters		
Choose the default filters to start the application. If you choose to view all data the application may take longer to start. These filters can be modified in the individual views.		
	Current project data only	View all data (No Filter)
 Resources	<input type="radio"/>	<input checked="" type="radio"/>
 Roles	<input checked="" type="radio"/>	<input type="radio"/>
 OBS	<input checked="" type="radio"/>	<input type="radio"/>
 Activity Codes	<input checked="" type="radio"/>	<input type="radio"/>
 CostAccounts	<input checked="" type="radio"/>	<input type="radio"/>

QUESTION 2

Your customer's project teams are cross-functional and global. Therefore, any standard reports must be generated at a standing day/time so that all affected resources and users have clearly defined timelines for data quality checks prior to

report creation. Identify the P6 R8 feature that will address this requirement.

- A. Email monthly report to distribution list
- B. Send reports directly to printers at all user locations
- C. Schedule report generation to minimize performance issues
- D. Post generated reports to content repository

Correct Answer: C

Explanation:

Reports can be run on the spot or scheduled.

Note: Reports may be set to run on a schedule. This is very handy if you need a set of reports all generated at the same time. For example, you may need reports

showing data as of the 25th of the month available for a review meeting the following day. You can schedule a set of reports to run at 11:59 pm on the 25th. They

can then be automatically e-mailed to all meeting participants. In this sense, scheduled reports are similar to the batch reports of P6 Professional, but with the

added bonus that you can schedule the delivery.

QUESTION 3

Cost accounts are hierarchical, and_____.

- A. are assigned in the project details
- B. are created and managed at the project level
- C. are applicable to all projects in the EPS
- D. are assigned to users with security

Correct Answer: C

Explanation:

In Primavera P6 we can create cost accounts and associate them with activity resource assignments or expenses in a project. Cost accounts are hierarchical, and

they enable you to track activity costs and earned value according to your organization's specific cost account codes.

References:

QUESTION 4

Where are workflows accessed?

- A. In portfolios
- B. In the EPS
- C. In the dashboards
- D. In the workspace

Correct Answer: C

Explanation:

The Workflow portlet is displayed in a Dashboard.

Example:

- 1) Setup and Configuration: After your administrator sets up BPM, configure a dashboard to display the Workflows portlet.
- 2) Action Required Tab: This tab shows the tasks that are important to you (the currently logged in user).
- 3) My Workflows Tab: This tab enables you to view all workflows according to role and status filters you can set.
- 4) Initiate a Workflow: Click Initiate a Workflow to start a new instance of a workflow based on a predesigned template.

Note:

When a specific user or any user assigned to a role or group logs into P6, the Workflows portlet on their dashboard will display their relevant tasks at this stage of

the workflow, as authenticated by BPM.

References:

QUESTION 5

Select two true statements regarding calendars.

- A. Global calendars are available to a subset of projects.
- B. Project calendars are available for the current project.
- C. Only a limited number of calendars can be created.
- D. Resource calendars are applied to all resources with the same primary role.
- E. Activity type determines whether the activity uses resource calendars when scheduling.
- F. Activity calendars are managed by individual users/resources.

Correct Answer: BE

Explanation:

B: Project calendars can only be used within a specific project, and can be assigned to activities within the project. A

project can also have a default calendar, which may be either a project calendar or a global calendar.

E: A resource calendar is designed to work for a specific resource. Furthermore, calendars can be assigned to activities and to the resources assigned to that activity.

Note: Calendars describe the time available for project work. A calendar can be defined at three levels: global, project, and resource.

QUESTION 6

Identify the best definition of the EPS.

- A. The hierarchical definition of project budgets and actual costs.
- B. The hierarchical definition of reporting structures.
- C. The hierarchical structure of the security for projects.
- D. The hierarchical structure of the database of projects.

Correct Answer: D

Explanation:

Enterprise Project Structure (EPS)

The EPS is the outsider's view of your company, showing your lines of business. The EPS is laid out in a tree structure.

The EPS is used to organize and manage the projects in your organization. Your database of projects is arranged in a hierarchy called the enterprise project

structure (EPS).

QUESTION 7

Identify the true statement regarding project templates.

- A. They are managed using Methodology Manager.
- B. They are managed in the web in the same database.
- C. They are created in the client and managed in the web.
- D. They are created using Project Architect.

Correct Answer: B

Explanation:

Oracle Primavera EPPM 8.0 (also known as P6 Release 8.0 or P6R8) introduces users to Project Templates. In previous versions, Oracle Primavera had

Methodology Manager and Project Manager. Now with P6 R8 (P6R8, P6R8.2) Templates can be easily identify and stored within the Project Management

database. This new feature enables the Project Controls/Project Management Office (PMO) having one single global dictionary for project codes, activity codes,

roles, administration preferences and security profiles.

Note 1: Project templates help you create new projects by providing a common set of project properties and items that can be used to create new projects quickly.

This will allow you to get right to implementing your project plan.

Note 2: Templates Features

Same Graphical User Interface (GUI) Single Application One Global Dictionary Templates within the EPS Hierarchy Re-use existing project data Project setting for Templates Apply partial Template information Template Description Project Codes Same GUI

There is a new Enterprise Project Structure (EPS) view that easily allows the addition of Project Templates.

QUESTION 8

You are a project manager addressing risk responses in your Risk Register. As you created your Risk Register, you also created multiple mitigating/response plans for each risk. Identify the functionality that will indicate which response plan is primary.

- A. Response plan marked Active
- B. Response plan with the closest start date
- C. Response plan with lowest cost
- D. Response plan marked highest priority

Correct Answer: A

Explanation:

Response Plan row: Create one or more response plans while you are in the planning phase and indicate the response type. When you have analyzed your

response options, choose one response plan by selecting the Active option next to the appropriate response plan.

In the example below, two response plans have been created for the Concrete supply constrained risk. The first plan is to accept the risk and take no action; the

second plan is to reduce the impact of the risk by contracting with alternative suppliers. You can see this second plan was selected as the plan of choice.

Active ID	Name	Response Type	Owner	Status	Start Date	Finish Date	Probability	Schedule	Cost	Score	Activity
R001	Spend contingency funds to cover higher rates	Accept		Open	03 Jan 11	11 Feb 11	-(.0% to 25%)	L15 to 10;	L;\$15,000.00 to ..	3	
R001	Contract with alternative suppliers	Reduce		Sanctioned	03 Jan 11	07 Jan 11	M (25% to 30%)	H (30 to 10)	L;\$15,000.00 to ..	20	
R001	Identify alternative suppliers	Reduce		Sanctioned	13 Jan 11	28 Jan 11	M (25% to 30%)	H (30 to 10)	L;\$15,000.00 to ..	20	

Note:

*

A risk register and risk scoring matrix provide a system for monitoring and tracking risks.

*

Rather than having a single response, you can create multiple responses to a risk.

*

Once you have established your risks, you can view the Probability and Impact Diagram, which shows how the risks are coded. Several pre-defined PID matrices have been provided from which we can choose.

Probability	Severity 1	Severity 2	Severity 3	Severity 4	Severity 5
Very High				36	72
High	4	7	14	18	56
Medium	3	5	10	20	40
Low	2	3	6	12	24
Very Low	1	1	2	4	8

References:

QUESTION 9

Select the true statement regarding role proficiency.

- A. The numbers and values can be customized.
- B. User-defined fields can be substituted for numbers and values.
- C. The numbers and values cannot be customized.
- D. Global resource codes can be substituted for numbers and values

Correct Answer: C

Explanation:

Resources: Roles

A number of roles can be set for the resource, with one role set to be the primary (default) role.

Role ID	Role Name	Proficiency	Primary Role
E&C.Engr.EE	Electrical Engineer	1 - Master	<input checked="" type="checkbox"/>
E&C.Tradee	Tradee	3 - Skilled	<input type="checkbox"/>

On this tab you can also assign a resource's proficiency in a given role. This skill level ranges from 1 - Master to 5 - Inexperienced and can be used to select the

right person with the right level of skills for a given task.

Note:

Example:

The Search icon is new. This one lets you search and locate resources using a sophisticated filter. You can search on a wide range of criteria, including date

range, role, proficiency.

For example, in the following screenshot we are searching for all resources with Developer as the Primary Role with Proficiency of Master

Define Search Criteria

Start: 05-Mar-12 12:00 AM Finish: 14-Mar-12 05:00 PM Requested Units: 0

Show Results Matching: All search criteria Any search criteria

	Role	Proficiency	Resource	Resource Codes
Primary Role	Developer	1 - Master		
		Any		
		Any		
		Any		

Define Sort Criteria

Sort results by availability Do not show overallocated resources Show only labor resources

Note 2: A resource skill level is a resource's role proficiency.

QUESTION 10

Identify the key benefit of the Plan Resources view.

- A. You can create resource staffing scenarios using waterline analysis.
- B. You can identify staffing shortfalls within detailed project plans.
- C. You can view and analyze resource allocation without assignments to activities.

D. You can view and assign resources mapped to appropriate roles with the highest skills.

Correct Answer: C

Explanation: Note:

*

You can delete a financial period that has high-level assignment planning values (as entered on the Plan Resources page of P6) as long as the financial period does not contain past period actuals. When you delete a financial period that has high-level assignment planning values, the values are deleted as well.

*

View options for including assignments made in the Plan Resources view in other allocation related view in Primavera

QUESTION 11

You are a program manager reviewing portfolio performance data. You see that many issues are assigned to a "responsible manager." What does "responsible manager" mean with Primavera P6 EPPM?

- A. The person responsible for resolving the issue
- B. The person who identified the issue
- C. The element from the OBS associated with the issue
- D. the manager to which the issue has been assigned

Correct Answer: C

Explanation:

Your organization, from top-level personnel down through all levels. You can associate the responsible managers with their areas of the EPS-- either nodes or

individual projects. When you associate a responsible manager with an EPS node, any projects you add to that branch of the EPS are assigned that manager

element by default.

Note: Note: When you associate a responsible manager with an EPS Node, any projects you add to that branch of the EPS are assigned that manager element by

default. When you create a user, you have to give them Responsible Manager assignments in order for them to see projects. Your EPS and your OBS need to have a one-to-one relationship. If you give a user a Responsible Manager assignment (OBS) that is not tied to an EPS, Project or WBS level, they will not see any projects when they log into the Primavera Client application or the Web Application.

QUESTION 12

You received an e-mail from a portfolio manager asking you to check performance metrics for the past months on each of the projects filtered for that portfolio.

You cannot locate the portfolio that the email references.

What is the probable cause?

- A. It is a user portfolio created by the portfolio manager.
- B. It is a user-filtered portfolio that has not been refreshed.
- C. You do not have the appropriate license for the web interface.
- D. You have not been assigned as a resource to the projects.

Correct Answer: B

Explanation:

QUESTION 13

Select the true statement regarding currencies.

- A. Only one base currency is supported per database.
- B. Currencies are updated daily per exchange rates.
- C. Only 10 currencies are supported in Primavera.
- D. Only two currencies are supported in Primavera.

Correct Answer: A

Explanation:

The base currency is the monetary unit used to store cost data for all projects in the database and is controlled by a global administrative setting in the Project

Management module. The default base currency for Primavera is US dollars (\$). The view currency is the monetary unit used to display cost data in Primavera

and is controlled by a user preference.

Note: All costs are stored in the Based Currency. All costs are stored in the Base Currency and all other Currencies are calculated values using the Base Currency

value and conversion rate.

QUESTION 14

Identify three best practice uses of Notebook topics.

- A. To document processes
- B. To explain a constraint

- C. To send out an email alert
- D. To explain baseline update
- E. To change user access
- F. To update actual costs
- G. To provide status information

Correct Answer: ABG

Explanation:

A, G: The Project Notebooks portlet is where all the project level notebook topics are shown in one location. This is especially helpful if your business process is

consistently used to show reasons for delays, reasons for change orders, or other significant project communications.

B: Primavera has functions, including Notebook, that enables you to note information associated with an activity, including the reasons associated for establishing

a constraint.

Note:

*

Notebook topics are predefined categories in P6 that help to organize your project notes.

*

The notebook topics in Primavera P6 provide team members with a history of all that happened in the project, whether it was a schedule delay due to rain or the

breakdown of equipment.

*

Notebooks exist not only for Projects, but also can be added to any EPS, WBS, or activity. So, for example, you could create a notebook that describes the

purposes and objectives of each WBS element. These notebooks could then be gathered together in a report, which outlines the project by WBS, using the

notebooks as summary paragraphs.

QUESTION 15

You are a project manager with a required monthly update cycle. You have marked actual start and actual finish dates for your Physical % complete activities, with % complete calculated from activity steps. You schedule and summarize your project plans. However, your activities are not showing 100% complete. What is the problem?

- A. Your security does not allow you to update Activity Status.

- B. You did not save the changes made to the activities.
- C. You have not completed each of the activity steps.
- D. You must refresh the view in the web to view the changes.

Correct Answer: B

Explanation:

[1Z0-567 VCE Dumps](#)

[1Z0-567 Study Guide](#)

[1Z0-567 Braindumps](#)