

Exam : **050-707**

Title : Novell Open Enterprise
Server for Netware Advanced
Admin

Version : Demo

1. Which command can be entered at the server console of a CIFS Backup Domain Controller (BDC) to delete an entire CIFS domain?

A. CIFS DELETE BDC

B. CIFS BDC REMOVE

C. CIFS DOMAIN LEAVE D.

CIFS DOMAIN DELETE

E. A domain can only be deleted from the server console of the domain's PDC.

Answer: E

2. Which instance of Apache Web Server running on an OES NetWare server is used to manage other services on the server, such as iPrint and eGuide?

A. Slave Instance B.

Public Instance C.

Master Instance

D. Management Instance

E. TCP Wrapper Instance

F. Administration Instance

Answer: F

3. You need to grant the IS.SLC. DA container Read and File Scan rights to the Data:\Apps directory on your OES NetWare server. Which utilities could you use to do this? (Choose 2.)

A. Flag

B. iMonitor

C. iManager

D. ConsoleOne

E. Rights Manager

F. Remote Manager

Answer: DF

4. Which statement best describes a multitasking operating system?

A. Data is distributed between processors to prevent over-utilization.

B. A single-processor can run 2 or more programs at the same time.

C. Multiple threads can be run on different processors at the same time.

D. Application threads can simultaneously be executed on different processors.

E. A system can determine if a processor is over-utilized and initiate load balancing.

Answer: B

5. Which SET parameter will cause the server to attempt to recover from all software and hardware

abends, wait a specified amount of time, and then restart the operating system?

- A. SET AUTO RESTART AFTER ABEND = 0
- B. SET AUTO RESTART AFTER ABEND = 1
- C. SET AUTO RESTART AFTER ABEND = 2
- D. SET AUTO RESTART AFTER ABEND = 3

Answer: C

6. Which server console command will remove a Backup Domain Controller (BDC) from a CIFS domain?

- A. CIFS REMOVE BDC
- B. CIFS BDC REMOVE C.
- CIFS DOMAIN LEAVE D.
- CIFS DOMAIN DELETE

Answer: C

7. Which server console command is used to verify the consistency of the cryptographic keys on your server required to communicate with other servers in the tree?

- A. LOAD SECURE. NLM
- B. LOAD CONFIG. NLM
- C. LOAD SDIDIAG. NLM
- D. LOAD MONITOR.NLM
- E. LOAD PKICHECK.NLM
- F. LOAD SDINOTES.NLM
- G. LOAD SECUREDIAG. NLM

Answer: C

8. You want to add a new volume to your OES NetWare server. You've installed a 200 GB SCSI hard disk drive in the system. You plan to create a single partition on this drive. You plan to create a new NSS pool on the server and add the new partition to it. You plan to create a single NSS volume named EXTRA_SPACE in this pool. You plan to use the overbooking feature of NSS to allocate 275 GB of space to the EXTRA_SPACE volume. Can you do this?

- A. Yes, all NSS requirements have been met.
- B. No, NSS pools must be composed of two or more partitions.
- C. No, the size of a single volume in an NSS pool can not exceed the size of the pool.
- D. No, the overbooked size of an NSS volume can't exceed 120% of the size of its NSS pool.

Answer: C

9. To balance the load in your network, you want to split heavily used volume USERS, an NSS volume, on FS1. You decide to split the volume at the USERS:\EXTERNAL\CONTRACTORS subdirectory. The

destination volume is an NSS volume on server FS2. Given that both servers are OES NetWare servers in the same DFS Management context, can this be done?

- A. No, you must apply Support Pack 1.1 or later.
- B. No, you can't split a volume at the subdirectory level.
- C. No, you can't split an NSS volume to another NSS volume.
- D. No, the servers must reside in different DFS Management Contexts.
- E. Yes, the prerequisite requirements for this move request have been met.
- F. No, split operations for NSS volumes can only occur between servers in different contexts.

Answer: E

10. Which server console command is used to start the ArkManager service on OES NetWare?

- A. ARKMAN
- B. ARKSTART
- C. ARKMANAGER
- D. ARKMANSTART

Answer: B

11. You manage a single-server network for a small business. Currently, your server is running NetWare 5.1. You need to implement OES NetWare. You don't have the budget to purchase additional hardware. Which option is the best method for implementing OES NetWare?

- A. In-place upgrade
- B. In-place migration
- C. Across-the-wire migration
- D. Compatibility-mode upgrade

Answer: A

12. Which option moves an existing NetWare server's file system and the eDirectory database to a different computer?

- A. Remote Upgrade
- B. In-place Upgrade
- C. Down-Server Upgrade
- D. Across-the-Wire Upgrade
- E. Across-the-Wire Migration
- F. Compatibility-Mode Migration

Answer: E

13. You are migrating a NetWare 5.1 server to OES NetWare. The source server name is SLCFIN and is located in FINANCE. SLC. DA in the DA-TREE. You install the pre-migration OES NetWare server as

SLCFIN located in .DA in the TEMP-TREE. Why will the migration fail?

- A. The source tree name must be the same as the destination tree name.
- B. The source server name can't be the same as the destination server name.
- C. The source server context must be the same as the destination server context.
- D. The source tree name and the source server context must be the same as the destination tree name and destination tree context.
- E. You can't migrate a NetWare 5.1 server directly to OES NetWare. You must first upgrade it to a NetWare 6.0 server, then migrate it to OES NetWare.

Answer: B

14. You are migrating a NetWare 5.1 server to OES NetWare. As a part of the migration, you need to make sure that the destination server assumes the IP address of the source server. Which files should you edit with the Migration Wizard to do this? (Choose 2.)

- A. Sys:\Etc\Hosts
- B. Sys:\Etc\Gateways
- C. Sys:\System\Config.ncf
- D. C:\Nwserver\Startup.ncf
- E. Sys:\System\Attypes.cfg
- F. Sys:\System\Autoexec.ncf
- G. C:\Nwserver\Autoexec.ncf

Answer: AF

15. You are migrating a NetWare 5.1 server to OES NetWare. You've reached the eDirectory migration portion of the Migration Wizard. The first step in this process edits the server name in several configuration files on the destination server. Which files are included in this process? (Choose 2.)

- A. Ctx.cfg
- B. Csl.cfg
- C. Slpda.cfg D. Snmp.cfg E. Cifsctx.cfg F. Attypes.cfg G. Startup.ncf
- H. Rootcert.der
- I. Timesync.cfg

Answer: DI

16. Which changes are made to the destination server's Autoexec.ncf file by the Migration Wizard during

the migration process? (Choose 2.)

- A. The time server type is changed to Single Reference.
- B. The server name is changed to match the name of the source server.
- C. The CIFS user context is changed to match the CIFS user context of the source server.
- D. The bindery context value is changed to match the bindery context used on source server. E. The time zone value is changed to match that of the closest Single Reference time provider.
- F. The server ID is modified to match the IPX internal net number or server ID of the source server.

Answer: BF

17. After migrating a NetWare 6.5 server to another NetWare 6.5 server, which directories do you need to copy from the migration backup directory to the corresponding directories on the destination server? (Choose 2.)

- A. Sys:\Sys.mig\Etc B. Sys:\Sys.mig\Java C. Sys:\Sys.mig\lpconf
- D. Sys:\Sys.mig\System
- E. Sys:\Sys.mig\Nds.001
- F. Sys:\Sys.mig\Apache2

Answer: BC

18. Which versions of NetWare are supported as source server operating systems by Migration Wizard 8.1? (Choose 3.)

- A. NetWare 3.1
- B. NetWare 3.2
- C. NetWare 4.1
- D. NetWare 4.11
- E. NetWare 4.2
- F. NetWare 5.0
- G. NetWare 5.1
- H. NetWare 6.5

Answer: FGH

19. You need to migrate your existing NetWare server, which is running NetWare 5.0, to NetWare 6.0. You've installed Migration Wizard 8.1 on your Windows 2000 Professional workstation, which also has the Novell Client 4.91 installed. You've installed the latest Support Packs on both your source and destination servers. Does this scenario meet Migration Wizard 8.1 system requirements?

- A. Yes, all system requirements have been met.

- B. No, you need to bind IPX on the destination server.
 - C. No, Migration Wizard 8 doesn't support Novell Client 4.83.
 - D. No, Migration Wizard 8 doesn't support NetWare 5.0 source servers.
 - E. No, Migration Wizard 8 doesn't support Windows 2000 Professional.
 - F. No, Migration Wizard 8 doesn't support NetWare 6.0 destination servers. G.
- No, you shouldn't have installed a Support Pack on the destination server.

Answer: A

20. During a migration to OES NetWare, where are important files from the source server's Sys volume saved on the destination server?

- A. Sys:\Sys.mig
- B. Sys:\Sys.bak
- C. Sys:\System\Sys.bak
- D. Sys:\Public\Sys.mig

Answer: A

21. The Begin NDS/eDir Migration step in your NetWare 6 to OES NetWare migration failed. The destination server did not reboot and take on the name and identity of the source server. You now need to restore Directory Services on the source server. In what file did the Migration Wizard back up your eDirectory information on the source server?

- A. Sys:\System\Nds.bak
- B. Sys:\System\eDir.bak
- C. Sys:_Netware\Nds.bak
- D. Sys:\System\Nuw30\Ndsbu
- E. Sys:\System\Nuw30\eDirbu

Answer: D

22. While migrating a NetWare 6 server to OES NetWare, you see errors indicating Nuwagent.nlm won't load. Which server console command will fix this problem?

- A. SMDR NEW
- B. KILL NUWAGENT
- C. REINITIALIZE SYSTEM
- D. LOAD NUWAGENT.NLM -NEW

Answer: A

23. You're migrating a NetWare 5.0 server named DA4 to OES NetWare. DA4 resides in the DA-TREE in the TYO.DA context. It has been configured to use the IPX protocol and uses the 802.2 frame type. The destination OES NetWare server has been assigned a server name of DA4-TEMP. This server has also

been configured to use the IPX protocol with the 802.3 frame type. It resides in the .TEMP context in the TEMP-TREE eDirectory tree. DA4 and DA4-TEMP are unable to communication with each other. What will fix this problem?

- A. Configure the IP protocol on DA4-TEMP.
- B. Rename the TEMP-TREE eDirectory tree to DA-TREE.
- C. Configure both servers to use the same frame type.
- D. Install DA4-TEMP into the TYO.DA context in the TEMP-TREE eDirectory tree.
- E. Rename the DA4-TEMP server to DA4, but leave it in the TEMP-TREE eDirectory tree.

Answer: C

24. Which Distributed File System component maps the physical location of the NSS volumes in the eDirectory tree?

- A. GUIDs
- B. Junctions
- C. VLDB Database
- D. DFS Management Context

Answer: C

25. What can a DFS junction point to?

- A. A CIFS sharepoint.
- B. A subdirectory on a volume on the local server.
- C. A subdirectory on a volume on a remote server in the same eDirectory tree.
- D. A subdirectory on a volume on a remote server in a different eDirectory tree.
- E. The root directory of a volume on a remote server in the same eDirectory tree.
- F. The root directory of a volume on a remote server in a different eDirectory tree.

Answer: E

26. Which utility is used to set the DFS Management Context?

- A. NSSMU
- B. iManager
- C. ConsoleOne
- D. DFS Manager
- E. Remote Manager

Answer: C

27. Which files are used by the NSS VLDB service to track the location of NSS volumes in the eDirectory tree? (Choose 2.)

- A. VLRPR.CFG

- B. VLDB. NSS C.
- VLDB. MDB D.
- VLDB. CONF E.
- VLRPR.LOG
- F. VLDBCFG. DAT

Answer: EF

28. Which server console command will load the NSS Volume Locator Database Management service on an OES NetWare server?

- A. VLDB B.
- NVLDB C.
- VLDBM D.
- VLRPR
- E. NVLDBM

Answer: A

29. You need to repair the Volume Locator Database on your OES NetWare server. You've accessed the properties of the server object in ConsoleOne and have selected the Repair button on the Supported Services > NSS VLDB tab. Which repair option will restore the last saved copy of your VLDB database backup files?

- A. Restore
- B. Low-Level Repair
- C. Rebuild Database
- D. Repair Database from Backup
- E. Get Database From Another Replica

Answer: B

30. You have configured a DFS Management Context with the VLDB service running on DA1. In the SHARED directory on DA1's DATA volume, you created a junction to the root of the VOL1 volume on DA2. You then created a CIFS share for the SHARED directory and granted the appropriate rights to your user and group objects to access the directory. When users access the junction from their Windows 2000 Professional workstations without the Novell Client installed, it fails to take them to VOL1 on DA2. Which is the resolution to this problem?

- A. Load VLDB. NLM on DA2. B.
- Add a VLDB replica to DA2.
- C. Enable DFS support for CIFS clients.
- D. Upgrade the workstations to Windows XP Home or Professional.

E. Run the VERIFY utility to check the integrity of the pool where VOL1 resides on DA2.

Answer: C

Trying our product !




- ★ **100%** Guaranteed Success
- ★ **100%** Money Back Guarantee
- ★ **365 Days** Free Update
- ★ **Instant Download** After Purchase
- ★ **24x7** Customer Support
- ★ Average **99.9%** Success Rate
- ★ More than **69,000** Satisfied Customers Worldwide
- ★ Multi-Platform capabilities - **Windows, Mac, Android, iPhone, iPod, iPad, Kindle**

Need Help

Please provide as much detail as possible so we can best assist you.

To update a previously submitted ticket:



 One Year Free Update <p>Free update is available within One Year after your purchase. After One Year, you will get 50% discounts for updating. And we are proud to boast a 24/7 efficient Customer Support system via Email.</p>	 Money Back Guarantee <p>To ensure that you are spending on quality products, we provide 100% money back guarantee for 30 days from the date of purchase.</p>	 Security & Privacy <p>We respect customer privacy. We use McAfee's security service to provide you with utmost security for your personal information & peace of mind.</p>
---	---	--

Guarantee & Policy | Privacy & Policy | Terms & Conditions

Any charges made through this site will appear as Global Simulators Limited.

All trademarks are the property of their respective owners.

Copyright © 2004-2014, All Rights Reserved.